

CP-6120

CARMASTER 2 PACK HI BUILD PRIMER-FILLER

PRODUCT DESCRIPTION

Carmaster 2 Pack Hi Build Primer-Filler is a two pack acrylic urethane high build primer designed for use as a general smash quick drying high build primer-filler that is easy to sand.

It can also be thinned out and used as a primer surfacer and offers excellent film build, sanding and gloss holdout. Another benefit is that it can be tinted with *Paraglaze Gloss (PT-G)* tinters.

While *Carmaster* products have been tried and tested to be suitable for use in the harsh Australian conditions, they do not benefit from inclusion in the PROTEC® Autoguard Warranty program. If you require the assurance of a warranted product system, products from the *Paraglaze* range should be selected.

PRODUCTS

<i>Carmaster 2 Pack Hi Build Primer-Filler</i>	CP-6120
<i>Carmaster Fast Hardener</i>	CH-5100
<i>Carmaster Normal Hardener</i>	CH-5200
<i>Carmaster GP 2 Pack Reducer</i>	CS-3800
<i>Protec Flex Additive</i>	AA-5656
<i>Protec Heavy Duty Wax & Grease Remover</i>	123

SUBSTRATES & PREPARATION



Carmaster 2 Pack Hi Build Primer-Filler can be applied over the following substrates once they have been prepared as follows:

SUBSTRATE

Sound OEM finishes and sound, fully cured 2 pack refinish finishes

Small areas of bare steel

New electrocoated panels

GRP & Fibreglass

Plastics

PREPARATION

STARTLINE® P240 - P320 (dry)

Startline P240 - P320 (dry)

Startline P240 - P320 (dry)

Startline P240 - P320 (dry)

Protec Plas Stik Primer - where recommended in the AP-4880 / AP-4990 Technical Data Sheet

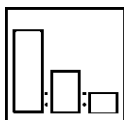
Large areas of bare steel and areas where polyester body filler will be applied should be coated first with AP-4110 Protec Epoxy Primer (faster option) or PP-3450 Paraglaze CT 2K HP Epoxy Primer - Grey or AP-4441 Protec Etch Primer.

Substrates other than those stated above should be tested before use, to ensure that the performance of this product is suitable for its intended use.

CLEANING

Before and after any sanding operation, the substrate must be thoroughly degreased using 123 *Protec Heavy Duty Wax & Grease Remover*.

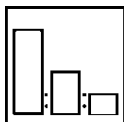
MIXING RATIO BY VOLUME



PRODUCT	PARTS
CP-6120	4
Carmaster Hardener	1
CS-3800	10 - 30%

If tinting: add up to 10% of Paraglaze Gloss (PT-G) tinter before adding hardener.

FLEXIBILISATION



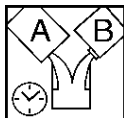
AA-5656 Protec Flex Additive must be used at the following ratios when applying CP-6120 over plastics, to ensure proper flexibility of the clearcoat film:

PRODUCT	HARD PLASTICS	FLEXIBLE PLASTICS	HIGHLY FLEXIBLE PLASTICS
	-	PARTS	PARTS
Uncatalysed CP-6120	Not	5	2
AA-5656	Required	1	1

Always add AA-5656 to CP-6120 first and thoroughly mix → Then add hardener and reducer as per the normal recommendation above.

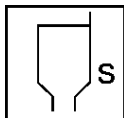
Note: Higher levels of AA-5656 will slow the drying time of CP-6120.

POTLIFE



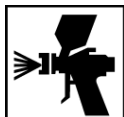
Catalysed material is useable for up to 1 hour at 25°C.

SPRAY VISCOSITY




19 - 24 seconds (DIN 4) at 25°C.

SPRAYGUN SETTINGS (GRAVITY)



SETUP	1.6 - 1.8 mm
SPRAY PRESSURE	
• HVLP / RP	1.6 - 2.0 bar
• CONVENTIONAL	2.0 - 3.0 bar

APPLICATION & FLASH OFF (at 25°C)



COATS	Apply one even medium coat followed by one or two even wet coats, as required
FLASH OFF BETWEEN COATS	5 minutes

DRYING TIME & TEMPERATURE



AIR DRY:

Overnight at 25°C

BAKE:

40 minutes at 60°C

Note: Temperature shown is metal temperature

I.R.:

12 - 16 minutes (short wave)

Will vary depending upon equipment. Refer to equipment supplier

TOTAL DRY FILM BUILD

140 - 180 µm

OVERCOAT / RECOAT



TIME:

Within 72 hours

The vehicle must be kept dry and free of moisture and contaminants during this period.



PREPARATION:

Startline P500 (dry) OR Startline P800 (wet)

Carmaster 2 Pack Hi Build Primer-Filler may be topcoated with the following:

- Refinish basecoats
- Refinish two pack polyurethane topcoats (i.e. direct gloss topcoats)

Refer to the relevant topcoat Technical Data Sheet for further details.

EQUIPMENT CLEANING

After use, clean all equipment thoroughly with cleaning solvent or thinner.

HEALTH AND SAFETY

Please refer to Material Safety Data Sheets (MSDS) for full Health and Safety details, as well as product can labels.

Protec hardeners and activated products contain isocyanate and therefore particular safety precautions must be taken; please refer to MSDS for full health and safety details.

This product is for professional use only.
The information given in this sheet is for guidance only. Any person using the product without first making further inquiries as to the suitability of the product for the intended purpose does so at his or her own risk and we can accept no liability for the performance of the product or for any loss or damage (other than death or personal injury resulting from our negligence) arising out of such use. The information contained in this sheet is liable to modification from time to time in the light of experience and our policy of continuous product development.
Drying times quoted are average times at 25°C/77°F. Film thickness, humidity and shop temperature can all affect drying times.

Protec Pty Ltd. 97–105 Bedford Street

Gillman, S.A. 5013 Australia

EMERGENCY RESPONSE NUMBER, Australia: 1800 883 254

Protec Pty Ltd. 5 Monahan Rd, Mt Wellington

Auckland, New Zealand

EMERGENCY RESPONSE NUMBER, New Zealand: 0800 000 096

Protec and the Protec Logo are registered trademarks of Protec Pty Ltd.
Startline is a registered trademark of PPG Industries Australia Pty Ltd.