

AP-4441

PROTEC® ETCH PRIMER

PRODUCT DESCRIPTION

Protec Etch Primer is a 2 pack chromate free etch primer designed for use under Paraglaze, Paraglaze CT and Carmaster 2 pack primers.

It provides maximum adhesion and corrosion resistance when working on large areas of bare steel, galvanised steel, aluminium and fibreglass.

PRODUCTS

<i>Protec</i> Etch Primer	AP-4441
<i>Protec</i> Etch Primer Hardener	AH-4451
<i>Protec</i> Heavy Duty Wax & Grease Remover	AA-6822
<i>Protec</i> Metal Conditioner	971-9119
<i>Protec</i> Methylated Spirits	207

SUBSTRATES & PREPARATION



Protec Etch Primer can be applied over the following substrates once they have been prepared as follows:



SUBSTRATE

- Bare Steel
- Blasted Steel
- Bare Steel - Rusted

PREPARATION

- STARTLINE® P240 (dry)
- Prime within 4 hours of blasting
- Startline* Scourer with 971-9119 *Protec* Metal Conditioner. When fully dry, follow with Startline® P80 - P180 (dry)
- Startline* Scourer with 971-9119 *Protec* Metal Conditioner OR Startline® P400 (dry) followed by 971-9119
- Startline* P240 - P320 (dry)
- Startline* P240 - P320 (dry), then use a 50:50 mixture of Water and 207 *Protec* Methylated Spirits with one rag to wipe on and another clean rag to wipe off. Prime within 6 hours
- Startline* Scourer with a 50:50 mixture of Water and 207 *Protec* Methylated Spirits
- Zinc coated metals can vary in alloy composition, therefore, it is recommended that an adhesion test is carried out before completing any major work.*

Continued over page...

GRP & Fibreglass

Startline P240 - P320 (dry)

Aged Painted Surfaces

Startline P320 - P400 (dry) OR

Startline P600 - P800 (wet)

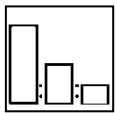
Do not apply acrylic lacquer primers and topcoats or polyester body filler over or under AP-4441 Protec Etch Primer.

Substrates other than those stated above should be tested before use, to ensure that the performance of this product is suitable for its intended use.

CLEANING

Before and after any sanding operation, the substrate must be thoroughly degreased using AA-6822 Protec Heavy Duty Wax & Grease Remover.

MIXING RATIO BY VOLUME



PRODUCT

AP-4441

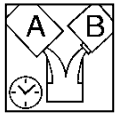
AH-4451

PARTS

1

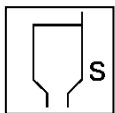
1

POTLIFE



Catalysed material is useable for up to 2.5 hours at 25°C.

SPRAY VISCOSITY



13 - 15 seconds (DIN 4) at 25°C.

SPRAYGUN SETTINGS (GRAVITY)



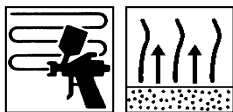
SETUP

1.3 - 1.4 mm

SPRAY PRESSURE

- HVLP / RP: 1.6 - 1.8 bar
- CONVENTIONAL: 2.0 - 2.5 bar

APPLICATION & FLASH OFF



- COATS: Apply 1 even, medium coat.

TOTAL DRY FILM BUILD

15 - 20 µm

TOPCOAT



TIME:

20 minutes, minimum, at 25°C

Ensure that AP-4441 has flashed off for 20 minutes before topcoating with a two pack primer



Protec Etch Primer may be topcoated with the following:

- Two pack primers in the Paraglaze, Paraglaze CT and Carmaster ranges, or as advised by the *Protec* Technical Team
- Two pack polyurethane topcoats such as Paraglaze Gloss and Carmaster DG, or as advised by the *Protec* Technical Team

Protec Etch Primer may NOT be topcoated with the following:

- Basecoats such as Paraglaze Basecoat

EQUIPMENT CLEANING

After use, clean all equipment thoroughly with cleaning solvent or thinner.

HEALTH AND SAFETY

Refer to Safety Data Sheets (SDS) for full Health and Safety details, as well as product can labels.

Protec hardeners and activated products contain isocyanate and therefore particular safety precautions must be taken; please refer to SDS for full health and safety details.

This product is for professional use only.

The information given in this sheet is for guidance only. Any person using the product without first making further inquiries as to the suitability of the product for the intended purpose does so at his or her own risk and we can accept no liability for the performance of the product or for any loss or damage (other than death or personal injury resulting from our negligence) arising out of such use. The information contained in this sheet is liable to modification from time to time in the light of experience and our policy of continuous product development. Drying times quoted are average times at 25°C/77°F. Film thickness, humidity and shop temperature can all affect drying times.

**PPG Industries Australia Pty Ltd, 14-20 McNaughton Rd
Gillman, S.A. 5013 Australia**

EMERGENCY RESPONSE NUMBER, Australia: 1800 883 254

**PPG Industries New Zealand Pty Ltd, 5 Vestey Dr, Mt Wellington
Auckland, New Zealand**

EMERGENCY RESPONSE NUMBER, New Zealand: 0800 000 096

Protec and the *Protec Logo* are registered trademarks of *Protec* Pty Ltd.
Startline is a registered trademark of PPG Industries Australia Pty Ltd.